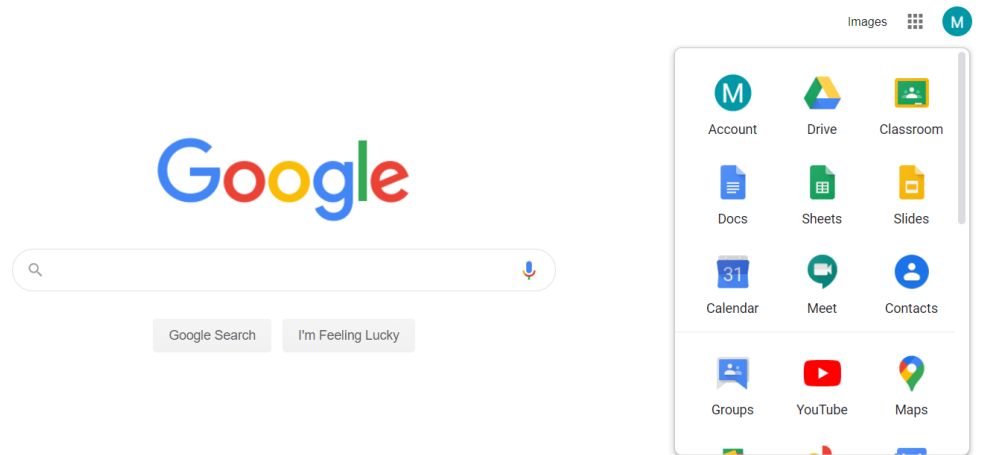


# Google Classroom


Your child will have been given an email address and a password for Google Classroom. They will need to sign into Google first by adding this account to your existing Google accounts.

Once they are signed into Google, click the right-hand square. Then click on Google Classroom.

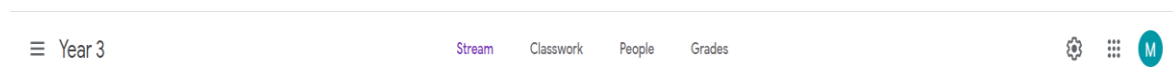
About Store



When you have logged on, click on your year group.

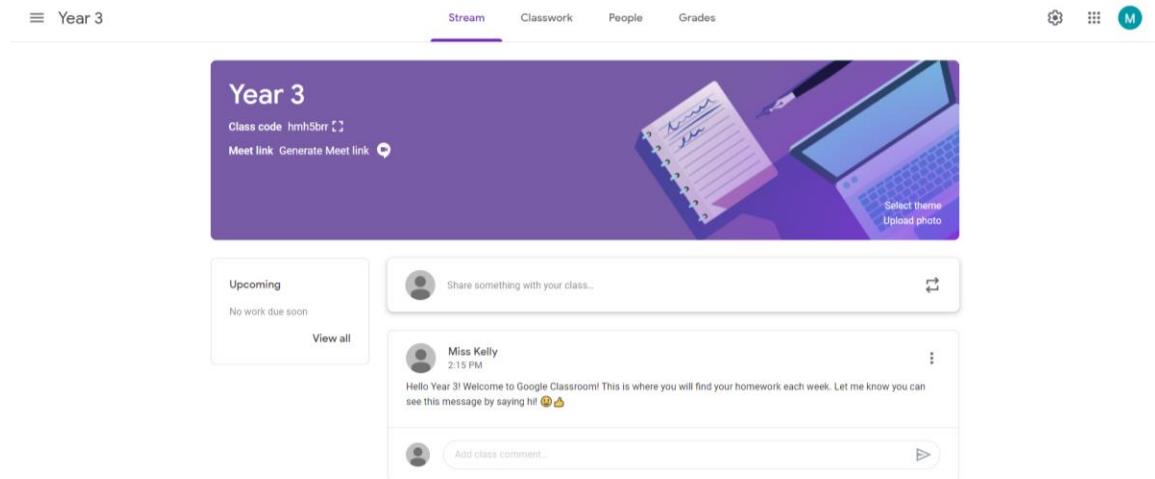


You will see four tabs at the top of the screen: Stream, Classwork, People and Grades. For now, you only need to worry about the stream and classwork.

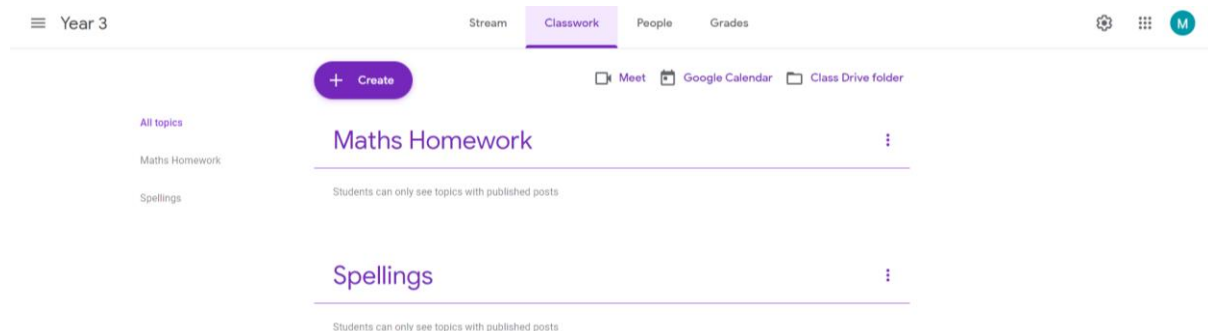


# Google Classroom

On the Stream, the children can see any messages posted by their teacher. They can comment on these posts and also post themselves. Each teacher will set rules for how they would like the stream to be used. When using the stream, please ensure any comments are kind and appropriate. For now, please can we ask that children do not write and comment on the feed until your class teacher says otherwise.



On Classwork, the children will be able to access their homework. The teachers should have set up folders so you can easily see the homework set.



Homework has been set for your child and should be completed and submitted as directed by the class teacher. Please try and complete this first piece of homework promptly and communicate with your

## Google Classroom

child's class teacher if you have any issues. We are keen for children and parents to be familiar with Google Classroom as this will be our platform for remote learning in the event of any class or school closures.

### Online safety guidance for parents

**Where possible, all interactions will be textual and public.**

• Staff will not use live video to communicate with individual pupils or families, however the use of recorded video is permitted.

**All staff and pupils if using video recordings must:**

- Be situated in a suitable 'public' living area within the home with an appropriate background - 'private' living areas within the home, such as bedrooms, are not permitted during video recording.
- Wear suitable clothing - this includes others in their household.
- Use appropriate language - this includes others in their household.
- Maintain the standard of behaviour expected in school.
- Use the necessary equipment and computer programs as intended.
- Not record, store, or distribute video material without permission.
- Always remain aware that they are visible.

**Parents and pupils must:**

- Ensure their child is available to learn remotely, that the schoolwork set is completed on time and to the best of their child's ability.
- Report any technical issues to the school as soon as possible.
- Ensure that their child has access to remote learning material or informing the school that they require paper-based learning resources.
- Ensure their child uses the equipment and technology used for remote learning as intended.
- Notify the school if their child is feeling unwell or they are unable to complete the schoolwork they have been set.

## **Google Classroom**

- Report any safeguarding concerns or incidents immediately to the school

Pupils not using devices or software as intended will be disciplined in line with the School's Positive Behaviour Policy.

Any safeguarding incidents or concerns will be dealt with in line with the school's Child Protection and Safeguarding policies and procedures